



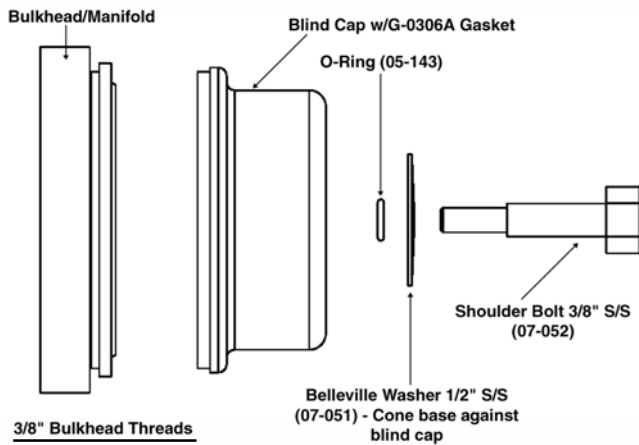
1210 Garden of the Gods Rd., Colorado Springs, CO 80907
 Phone: (719) 531-5855 FAX: (719) 531-5690
 email: vfsales@velcon.com / Web Site: www.velcon.com

INSTALLATION INSTRUCTIONS

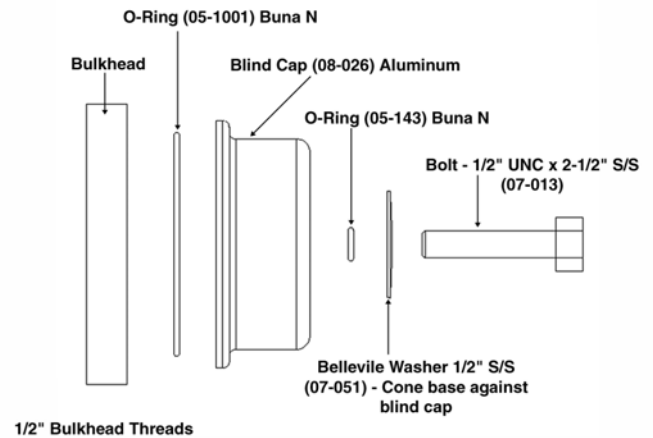
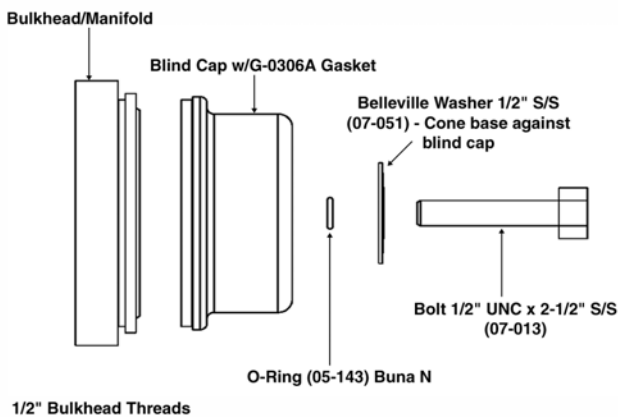
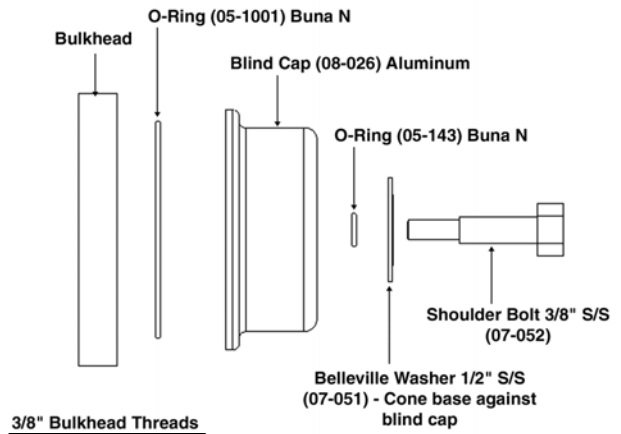
Blind Cap Assembly PN 60464 / 60464B

PN 60464 should be used when mounting on a vessel surface with a knife edge present, i.e., on a manifold or standpipe. PN 60464B should be used when mounting on a flat vessel surface.

60464 on Manifold or Standpipe



60464B on Flat Sealing Surface



1. Determine bulkhead threads.
2. Verify blind cap assembly for correct sealing surface.
3. Use appropriate bolt and washers for bulkhead threads.
4. Install assembly as shown.
5. Tighten the bolt using a torque wrench to 15 ft-lbs.

Drawings not to scale.